

EANCOM[®] 2002 S3

RETANN

Announcement for returns message

Edition 2016

1. Introduction.....	2
2. Message Structure Chart	4
3. Branching Diagram.....	6
4. Segments Description	13
5. Segments Layout.....	18
6. Example(s)	72

1. Introduction

Status

MESSAGE TYPE : RETANN
REFERENCE DIRECTORY : D.01B
EANCOM® SUBSET VERSION : 003

Definition

A message by which a party announces to another party details of goods for return due to specified reasons (e.g. returns for repair, returns because of damage, etc.).

Principles

This message may be used by the message sender to request credit for goods, or the replacement of goods from the message recipient.

This message should stimulate the message recipient to instruct on how the named goods should be returned, destroyed, or disposed of.

In the case where the recipient of the announcement refuses to accept the return of goods the sender would expect to receive notification of this decision and also instructions on what should happen instead of the return (this is to be defined in the interchange agreement). This process will usually be handled using the Instruction for Return message.

The announcement for returns can be used by a party to inform another party on the requested return of:

- goods received in bad condition;
- goods received but not ordered;
- goods for repair;
- goods which have exceeded their expiry date without being sold;
- goods on commission;
- goods from sale on approval;
- sale or return goods;
- returnable transport or packaging containers;
- obsolete goods;
- goods being re-called.

The announcement for returns may be used to return received goods for which receipt of delivery may already have been acknowledged by way of the Receiving Advice message (where this message is being used), e.g., the faulty goods are only discovered on opening a container for which a receiving advice has been issued.

The announcement for returns may also be used to specify additional information regarding the return of goods such as handling instructions or hazardous material information.

The recipient of the announcement for returns may be requested to decide the final disposition of the goods for return:

- whether the goods shall be returned, repaired, destroyed, or disposed of;
- which transport means and mode should be used;
- on or by which date the return should take place;

1. Introduction

- which party is responsible for the cost of return.

2. Message Structure Chart

Announcement For Returns Heading Section

UNH	1	M	1	- Message header
BGM	2	M	1	- Beginning of message
DTM	3	C	9	- Date/time/period
CUX	4	C	9	- Currencies
SG1		C	9	- DOC-DTM
DOC	5	M	1	- Document/message details
DTM	6	C	9	- Date/time/period
SG2		C	9	- RFF-DTM
RFF	7	M	1	- Reference
DTM	8	C	9	- Date/time/period
SG3		C	9	- NAD-LOC-SG4-SG5
NAD	9	M	1	- Name and address
LOC	10	C	999	- Place/location identification
SG4		C	9	- RFF
RFF	11	M	1	- Reference
SG5		C	9	- CTA-COM
CTA	12	M	1	- Contact information
COM	13	C	9	- Communication contact
SG7		C	9	- TDT
TDT	14	M	1	- Details of transport
SG9		C	9	- ALC-DTM-MOA-SG10
ALC	15	M	1	- Allowance or charge
DTM	16	C	9	- Date/time/period
MOA	17	C	9	- Monetary amount
SG10		C	9	- TAX-MOA
TAX	18	C	1	- Duty/tax/fee details
MOA	19	C	9	- Monetary amount

Announcement For Returns Detail Section

SG11		M	9999	- LIN-PIA-IMD-MEA-DTM-PRI-LOC-MOA-SG12-SG13-SG14-SG15-SG
LIN	20	M	1	- Line item
PIA	21	C	9	- Additional product id
IMD	22	C	9	- Item description
MEA	23	C	9	- Measurements
DTM	24	C	9	- Date/time/period
PRI	25	C	9	- Price details
LOC	26	C	9	- Place/location identification
MOA	27	C	9	- Monetary amount
SG12		C	9	- TAX-MOA
TAX	28	M	1	- Duty/tax/fee details
MOA	29	C	9	- Monetary amount
SG13		C	9	- QTY-CDI
QTY	30	M	1	- Quantity
CDI	31	C	9	- Physical or logical state
SG14		C	9	- DOC-DTM
DOC	32	M	1	- Document/message details
DTM	33	C	9	- Date/time/period
SG15		C	9	- RFF-DTM
RFF	34	C	9	- Reference
DTM	35	C	9	- Date/time/period
SG18		C	9	- PAC-SG19
PAC	36	M	1	- Package
SG19		C	9	- PCI-DTM-GIN
PCI	37	M	1	- Package identification
DTM	38	C	9	- Date/time/period
GIN	39	C	9	- Goods identity number
SG22		C	9	- ALC-DTM-MOA

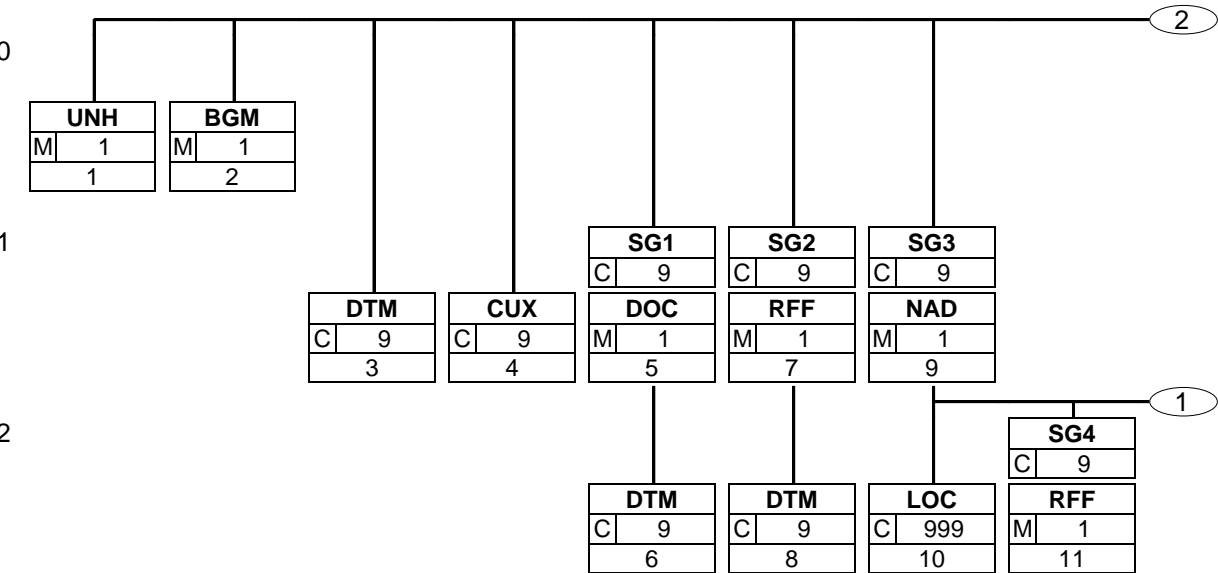
2. Message Structure Chart

	ALC	40	M	1	- Allowance or charge
	DTM	41	C	9	- Date/time/period
	MOA	42	C	9	- Monetary amount

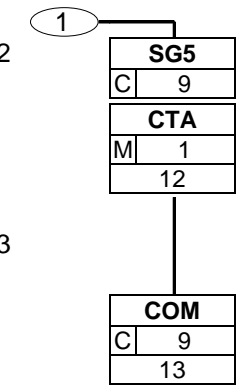
Announcement For Returns Summary Section

	UNS	43	M	1	- Section control
	CNT	44	C	9	- Control total
	MOA	45	C	9	- Monetary amount
	SG24		C	9	- TAX-MOA
	TAX	46	M	1	- Duty/tax/fee details
	MOA	47	C	9	- Monetary amount
	UNT	48	M	1	- Message trailer

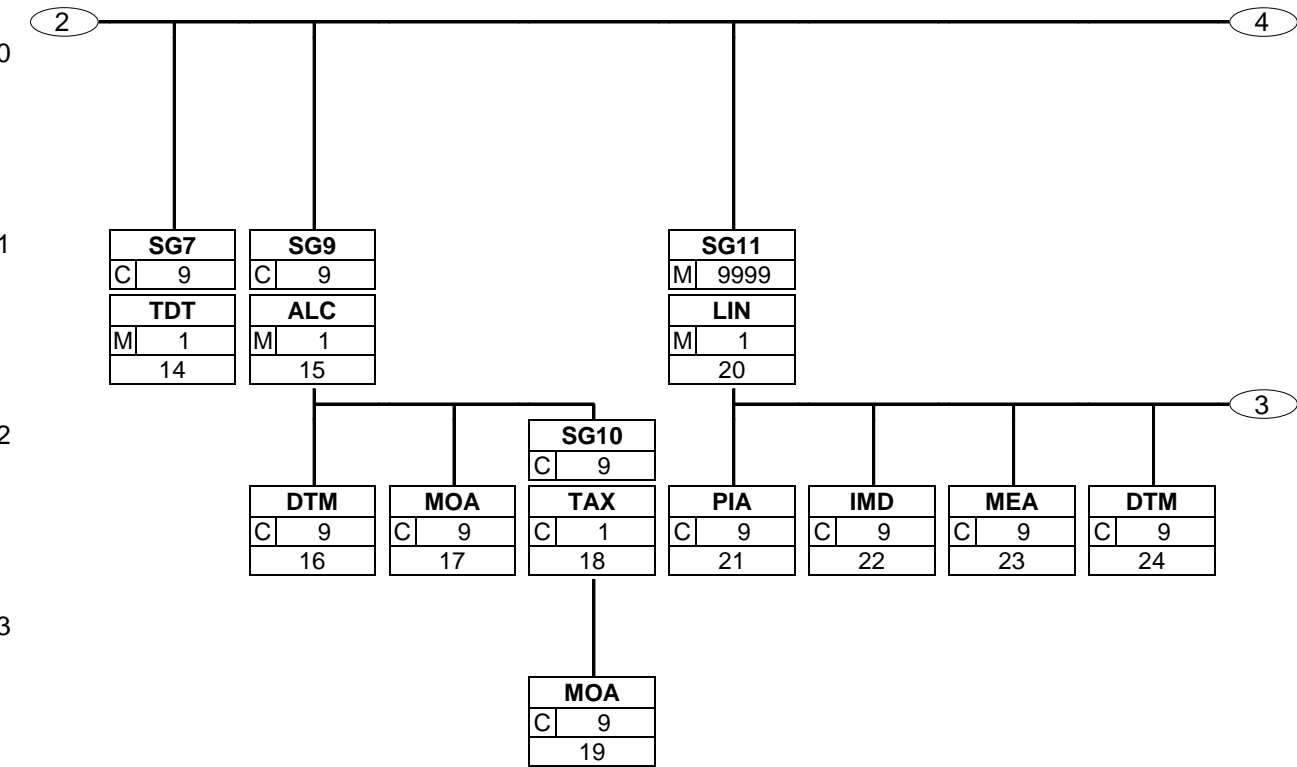
3. Branching Diagram



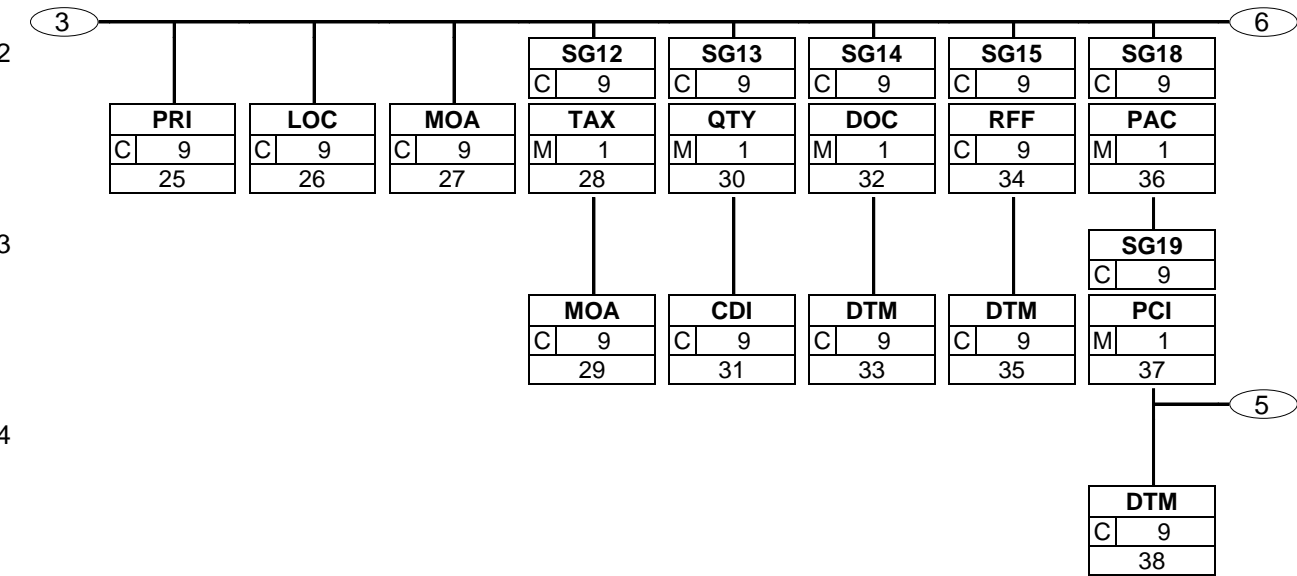
3. Branching Diagram



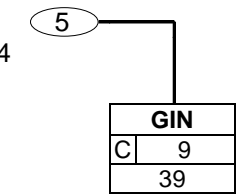
3. Branching Diagram



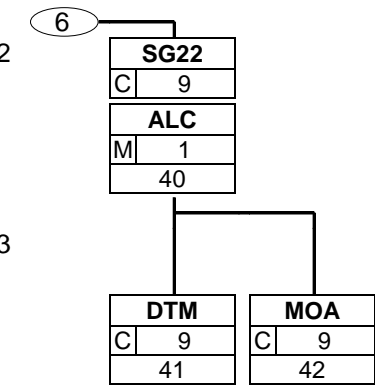
3. Branching Diagram



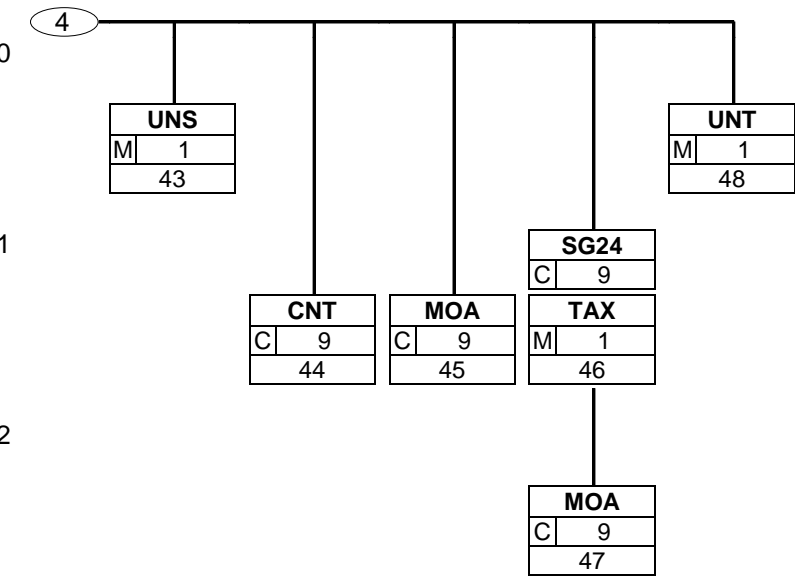
3. Branching Diagram



3. Branching Diagram



3. Branching Diagram



4. Segments Description

Announcement For Returns Heading Section

UNH - M 1	- Message header This segment is used to head, identify and specify a message.
BGM - M 1	- Beginning of message This segment is used to indicate the type and function of a message and to transmit the identifying number.
DTM - C 9	- Date/time/period This segment is used to specify any dates applicable to the complete announcement for returns message.
CUX - C 9	- Currencies This segment is used to specify currency information for the complete invoice.
SG1 - C 9	- DOC-DTM A group of segments identifying documents which the message sender requests to receive, and if necessary when he wishes to receive them, as a result of the announcement of returns message, e.g. returns instruction, credit note.
DOC - M 1	- Document/message details This segment is used to identify any documents which the message sender requires from the message recipient as a result of the announcement for returns message.
DTM - C 9	- Date/time/period This segment is used to specify required dates for the document type specified in the DOC segment.
SG2 - C 9	- RFF-DTM A group of segments providing references and where necessary associated dates related to the current message, e.g. despatch note number, invoice, etc.
RFF - M 1	- Reference This segment is used to specify any references valid for the complete announcement for returns message.
DTM - C 9	- Date/time/period This segment is used to specify any dates related to the previous RFF segment.
SG3 - C 9	- NAD-LOC-SG4-SG5 A group of segments identifying the parties involved in the announcement for returns message and any associated information.
NAD - M 1	- Name and address This segment is used to identify the parties involved in the announcement for return process.
LOC - C 999	- Place/location identification This segment is used to identify any locations related to the party identified in the NAD segment.
SG4 - C 9	- RFF A segment group specifying any references related to the current party.
RFF - M 1	- Reference This segment is used to specify reference numbers related to the trading parties identified in the NAD segment.
SG5 - C 9	- CTA-COM A group of segments identifying the contact person or department for the current party.

4. Segments Description

CTA - M 1	- Contact information This segment is used to identify the department and/or person within the party specified in the NAD.
COM - C 9	- Communication contact This segment is used to identify the communications number and the type of communications used for the person or department identified in the CTA segment.
SG7 - C 9	- TDI A segment identifying the mode and means of transport, relating to the whole announcement for returns.
TDT - M 1	- Details of transport This segment is used to identify the mode and means of transport used to deliver the goods being announced for return.
SG9 - C 9	- ALC-DTM-MOA-SG10 A group of segments specifying allowances and or charges for the whole announcement for returns message. Information specified in this segment group may be used to identify charges which will be imposed or allowances which will be requested by the message sender to cover the cost of storing the goods for return. Additional information, dates and times, and monetary amounts, which are related to the allowances or charges may also be specified.
ALC - M 1	- Allowance or charge This segment is used to indicate any allowances which will be requested or charges which will be imposed by the message sender to cover the costs of handling and storage of the goods for return.
DTM - C 9	- Date/time/period This segment is used to specify any dates related to the allowances or charges.
MOA - C 9	- Monetary amount This segment is used to specify any monetary amounts related to the allowances or charges identified in the ALC segment.
SG10 - C 9	- TAX-MOA A group of segments specifying tax related information.
TAX - C 1	- Duty/tax/fee details This segment is used to indicate the type, category, and rate of tax for the order.
MOA - C 9	- Monetary amount This segment is used to indicate tax amounts for the previous TAX segment.

Announcement For Returns Detail Section

SG11 - M 9999	- LIN-PIA-IMD-MEA-DTM-PRI-LOC-MOA-SG12-SG13-SG14-SG15-SG18-SG22 A group of segments providing details of the individual items which are being announced for return. There must be at least one occurrence of segment group 11 within an announcement for returns.
LIN - M 1	- Line item This segment is used to indicate the beginning of the detail section of the announcement for returns message.
PIA - C 9	- Additional product id This segment is used to specify additional or substitutional item identification codes such as a buyer's or supplier's item number.
IMD - C 9	- Item description This segment is used to describe the current line item.

4. Segments Description

MEA - C 9	- Measurements This segment is used to specify any relevant measurements for the line item being announced for return.
DTM - C 9	- Date/time/period This segment is used to specify any dates applicable to the current line item only.
PRI - C 9	- Price details This segment is used to specify pricing information relevant to the current line item.
LOC - C 9	- Place/location identification This segment is used to identify locations relevant to the current line item.
MOA - C 9	- Monetary amount This segment is used to specify any monetary amount relevant to the current line item.
SG12 - C 9	- TAX-MOA A group of segments specifying tax related information for the currently identified product, e.g. tax amount, etc.
TAX - M 1	- Duty/tax/fee details
MOA - C 9	- Monetary amount This segment is used to indicate tax amounts for the previous TAX segment.
SG13 - C 9	- QTY-CDI A group of segments specifying quantities for return and states related to the quantities being returned, e.g. never ordered, damaged.
QTY - M 1	- Quantity This segment is used to specify any relevant quantities for the current line item.
CDI - C 9	- Physical or logical state This segment is used to indicate conditions (actions) requested by the message sender for the current line item.
SG14 - C 9	- DOC-DTM A group of segments identifying documents which the message sender requests to receive, and if necessary when he wishes to receive them, for the current line item only as a result of the announcement of returns message, e.g. returns instruction, credit note.
DOC - M 1	- Document/message details This segment is used to identify any documents which the message sender wishes to receive for the current line item.
DTM - C 9	- Date/time/period This segment is used to specify dates related to the document identified in the DOC segment.
SG15 - C 9	- RFF-DTM A group of segments for specifying any references relating to the current line item only, e.g. invoice number, etc.
RFF - C 9	- Reference This segment is used to provide references specific to the line item and overrides any global references provided in the heading section of the message when the same qualifier is used here.
DTM - C 9	- Date/time/period This segment is used to specify dates and times pertinent to the previous RFF segment.

4. Segments Description

SG18 - C 9	- PAC-SG19 A group of segments identifying packaging, marks and numbers, date and time information for the product which is announced for return.
PAC - M 1	- Package This segment is used to identify the type of packaging used for the line item being announced for return.
SG19 - C 9	- PCI-DTM-GIN A group of segments specifying markings, labels, and packing numbers for the current package.
PCI - M 1	- Package identification This segment is used to provide markings and labels information relevant to the packaging unit identified in the PAC segment. This information may be used at the time of collection to correctly identify the packages for return.
DTM - C 9	- Date/time/period This segment is used to specify dates related to the packaging for the current line item.
GIN - C 9	- Goods identity number This segment is used to provide identification numbers relevant to the packaging unit identified in the PAC segment.
SG22 - C 9	- ALC-DTM-MOA A group of segments specifying allowances and or charges for the current line item only. Information specified in this segment group may be used to identify charges which will be imposed or allowances which will be requested by the message sender to cover the cost of storing the goods for return. Additional information, dates and times, and monetary amounts, which are related to the allowances or charges may also be specified.
ALC - M 1	- Allowance or charge This segment is used to indicate any allowances which will be requested or charges which will be imposed by the message sender to cover the costs of handling and storage of the current line item.
DTM - C 9	- Date/time/period This segment is used to specify any dates related to the allowances or charges.
MOA - C 9	- Monetary amount This segment is used to specify any monetary amounts related to the allowances or charges identified in the ALC segment.

Announcement For Returns Summary Section

UNS - M 1	- Section control This segment is used to identify the break between the message detail and message trailer sections.
CNT - C 9	- Control total This is used to provide message control information for checking on the message receivers in-house system.
MOA - C 9	- Monetary amount This segment is used to specify total values for the complete announcement for returns message.
SG24 - C 9	- TAX-MOA A group of segments specifying tax totals for the announcement for returns message.
TAX - M 1	- Duty/tax/fee details

4. Segments Description

- | | |
|-----------|---|
| MOA - C 9 | - Monetary amount
This segment is used to indicate tax amounts for the previous TAX segment. |
| UNT - M 1 | - Message trailer
This segment is a mandatory EN/EDIFACT segment. It must always be the last segment in the message. |

5. Segments Layout

This section describes each segment used in the EANCOM® Returns announcement message. The original EDIFACT segment layout is listed. The appropriate comments relevant to the EANCOM® subset are indicated.

Notes:

1. The segments are presented in the sequence in which they appear in the message. The segment or segment group tag is followed by the (M)andatory / (C)onditional indicator, the maximum number of occurrences and the segment description.
2. Reading from left to right, in column one, the data element tags and descriptions are shown, followed by in the second column the EDIFACT status (M or C), the field format, and the picture of the data elements. These first pieces of information constitute the original EDIFACT segment layout.

Following the EDIFACT information, EANCOM® specific information is provided in the third, fourth, and fifth columns. In the third column a status indicator for the use of (C)onditional EDIFACT data elements (see 2.1 through 2.3 below), in the fourth column the restricted indicator (see point 3 on the following page), and in the fifth column notes and code values used for specific data elements in the message.

- 2.1 (M)andatory data elements in EDIFACT segments retain their status in EANCOM®.
- 2.2 Additionally, there are five types of status for data elements with a (C)onditional EDIFACT status, whether for simple, component or composite data elements. These are listed below and can be identified when relevant by the following abbreviations:

- REQUIRED	R	Indicates that the entity is required and must be sent.
- ADVISED	A	Indicates that the entity is advised or recommended.
- DEPENDENT	D	Indicates that the entity must be sent in certain conditions, as defined by the relevant explanatory note.
- OPTIONAL	O	Indicates that the entity is optional and may be sent at the discretion of the user.
- NOT USED	N	Indicates that the entity is not used and should be omitted.

- 2.3 If a composite is flagged as **N, NOT USED**, all data elements within that composite will have blank status indicators assigned to them.
3. Status indicators detailed in the fourth column which directly relate to the code values detailed in the fifth **column** may have two values:

- RESTRICTED	*	A data element marked with an asterisk (*) in the fourth column indicates that the listed codes in column five are the only codes available for use with this data element, in this segment, in this message.
- OPEN		All data elements where coded representation of data is possible and a restricted set of code values is not indicated are open (no asterisk in fourth column). The available codes are listed in the EANCOM® Data Elements and Code Sets Directory. Code values may be given as examples or there may be a note on the format or type of code to be used.

4. Different colours are used for the code values in the segment details: restricted codes are in red and open codes in blue.

5. Segments Layout

Segment number: 1

UNH - M 1 - Message header				
Function: To head, identify and specify a message.				
	EDIFACT	GS1	*	Description
0062 Message reference number	M an..14	M		Senders unique message reference. Sequence number of the messages in the interchange. DE 0062 in the UNT will be identical. Sender generated.
S009 MESSAGE IDENTIFIER	M	M		
0065 Message type	M an..6	M	*	RETANN = Announcement for returns message
0052 Message version number	M an..3	M	*	D = Draft version/UN/EDIFACT Directory
0054 Message release number	M an..3	M	*	01B = Release 2001 - B
0051 Controlling agency	M an..2	M	*	UN = UN/CEFACT
0057 Association assigned code	C an..6	R	*	EAN003 = GS1 version control number (GS1 Permanent Code) Indicates that the message is the EANCOM version 003 of the UNSM Announcement For Returns.
0068 Common access reference	C an..35	N		
S010 STATUS OF THE TRANSFER	C	N		
0070 Sequence of transfers	M n..2			
0073 First and last transfer	C a1			
Segment Notes: This segment is used to head, identify and specify a message. DE's 0065, 0052, and 0054: Indicate that the message is a UNSM Announcement For Returns message based on the D.01B directory. Example: UNH+ME000001+RETANN:D:01B:UN:EAN003'				

5. Segments Layout

Segment number: 2

BGM - M 1 - Beginning of message					
Function:					
To indicate the type and function of a message and to transmit the identifying number.					
		EDIFACT	GS1	*	Description
C002	DOCUMENT/MESSAGE NAME	C	R		
1001	Document name code	C an..3	R	*	70E = Announcement for returns (GS1 Temporary Code)
1131	Code list identification code	C an..17	N		
3055	Code list responsible agency code	C an..3	R	*	9 = GS1
1000	Document name	C an..35	O		
C106	DOCUMENT/MESSAGE IDENTIFICATION	C	R		
1004	Document identifier	C an..35	R		Announcement number assigned by the document sender. For global unique identification of documents Global Document Type Identifier (GDTI) is available.
1056	Version identifier	C an..9	N		
1060	Revision identifier	C an..6	N		
1225	Message function code	C an..3	O	*	1 = Cancellation 6 = Confirmation 7 = Duplicate 9 = Original 31 = Copy The message function, coded is a critical data element in this segment. It applies to all data indicated in the message. The following definitions apply for the restricted codes: 1= Cancellation - A cancellation of a previously sent announcement for returns. The identification of the instruction for return being cancelled is provided in the RFF segment. 6 = Confirmation - A confirmation of a previously transmitted announcement for returns message. 7 = Duplicate - A re-transmission of a previously sent announcement for returns message involving the same parties at the specific request of the receiver. 9 = Original - An indication to the receiver that this is an original announcement for returns. 31 = Copy - A copy of an original message which has been sent for action or information purposes.
4343	Response type code	C an..3	N		
Segment Notes:					
This segment is used to indicate the type and function of a message and to transmit the identifying number. All references other than the document number DE 1004 are to be put in the RFF segment.					
Example: BGM+70E::9+665+9'					

5. Segments Layout

Segment number: 3

DTM		- C	9 - Date/time/period		
Function:					
To specify date, and/or time, or period.					
		EDIFACT	GS1	*	Description
C507	DATE/TIME/PERIOD	M	M		
2005	Date or time or period function code qualifier	M an..3	M	*	18 = Installation date/time/period 35 = Delivery date/time, actual 44 = Availability 137 = Document/message date/time 234 = Collection date/time, earliest 235 = Collection date/time, latest
2380	Date or time or period value	C an..35	R		
2379	Date or time or period format code	C an..3	R		102 = CCYYMMDD 203 = CCYYMMDDHHMM 718 = CCYYMMDD-CCYYMMDD
Segment Notes:					
This segment is used to specify any dates applicable to the complete announcement for returns message. DE 2005: Identification of the 'Document/message date/time' (code value 137) is mandatory in an EANCOM message.					
Example: DTM+137:20021201:102'					

5. Segments Layout

Segment number: 4

CUX - C 9 - Currencies				
Function:				
To specify currencies used in the transaction and relevant details for the rate of exchange.				
	EDIFACT	GS1	*	Description
C504 CURRENCY DETAILS	C	R		
6347 Currency usage code qualifier	Man..3	M	*	2 = Reference currency
6345 Currency identification code	C an..3	R		ISO 4217 three alpha.
6343 Currency type code qualifier	C an..3	R		4 = Invoicing currency 9 = Order currency
6348 Currency rate value	C n..4	N		
C504 CURRENCY DETAILS	C	D		The second occurrence of this composite is only used if a target currency is being specified.
6347 Currency usage code qualifier	Man..3	M	*	3 = Target currency
6345 Currency identification code	C an..3	R		ISO 4217 3 alpha
6343 Currency type code qualifier	C an..3	R		9 = Order currency 11 = Payment currency
6348 Currency rate value	C n..4	O		
5402 Currency exchange rate	C n..12	D		The rate of exchange which applies to the currency. This rate of exchange is only used if a target currency has been identified in the second occurrence of C504.
6341 Exchange rate currency market identifier	C an..3	N		
Segment Notes:				
This segment is used to specify currency information for the complete invoice.				
The CUX Segment is mandatory for international exchanges.				
When specifying Reference and Target Currencies for international trade, one occurrence of CUX is all that is required. The reference currency is identified in the first occurrence of composite C504, with the target currency specified in the second occurrence of C504. The rate of exchange between the two is detailed in DE 5402.				
The general rule for calculating the rate of exchange is as follows:				
Reference Currency multiplied by Rate = Target Currency.				
Example:				
CUX+2:EUR:9'				
CUX+2:EUR:9+3:EUR:4+1.08655'				

5. Segments Layout

Segment number: 5

SG1		- C	9 - DOC-DTM		
DOC		- M	1 - Document/message details		
Function:					
To identify documents and details directly related to it.					
		EDIFACT	GS1	*	Description
C002	DOCUMENT/MESSAGE NAME	M	M		
1001	Document name code	C an..3	R		381 = Credit note - goods and services 71E = Instruction for returns (GS1 Temporary Code)
1131	Code list identification code	C an..17	O		
3055	Code list responsible agency code	C an..3	D		9 = GS1
1000	Document name	C an..35	N		
C503	DOCUMENT/MESSAGE DETAILS	C	N		
1004	Document identifier	C an..35			
1373	Document status code	C an..3			
1366	Document source description	C an..70			
3453	Language name code	C an..3			
1056	Version identifier	C an..9			
1060	Revision identifier	C an..6			
3153	Communication medium type code	C an..3	N		
1220	Document copies required quantity	C n..2	N		
1218	Document originals required quantity	C n..2	N		
Segment Notes:					
This segment is used to identify any documents which the message sender requires from the message recipient as a result of the announcement for returns message.					
Example:					
DOC+381'					

5. Segments Layout

Segment number: 6

SG1	- C	9 - DOC-DTM			
DTM	- C	9 - Date/time/period			
Function: To specify date, and/or time, or period.					
	EDIFACT	GS1	*	Description	
C507	DATE/TIME/PERIOD	M	M		
2005	Date or time or period function code qualifier	M an..3	M	*	137 = Document/message date/time
2380	Date or time or period value	C an..35	R		
2379	Date or time or period format code	C an..3	R		102 = CCYYMMDD 203 = CCYYMMDDHHMM 718 = CCYYMMDD-CCYYMMDD
Segment Notes: This segment is used to specify required dates for the document type specified in the DOC segment. Example: DTM+137:20021210:102'					

5. Segments Layout

Segment number: 7

SG2		- C	9 - RFF-DTM		
RFF		- M	1 - Reference		
Function: To specify a reference.					
		EDIFACT	GS1	*	Description
C506	REFERENCE	M	M		
1153	Reference code qualifier	Man..3	M		ALO = Receiving advice number CT = Contract number DQ = Delivery note number IV = Invoice number
1154	Reference identifier	C an..70	R		
1156	Document line identifier	C an..6	N		
4000	Reference version identifier	C an..35	N		
1060	Revision identifier	C an..6	N		
Segment Notes: This segment is used to specify any references valid for the complete announcement for returns message. Example: RFF+IV:52114'					

5. Segments Layout

Segment number: 8

SG2		- C	9 - RFF-DTM		
DTM		- C	9 - Date/time/period		
Function:					
To specify date, and/or time, or period.					
		EDIFACT	GS1	*	Description
C507	DATE/TIME/PERIOD	M	M		
2005	Date or time or period function code qualifier	M an..3	M	*	171 = Reference date/time
2380	Date or time or period value	C an..35	R		
2379	Date or time or period format code	C an..3	R		102 = CCYYMMDD 203 = CCYYMMDDHHMM
Segment Notes:					
This segment is used to specify any dates related to the previous RFF segment.					
Example:					
DTM+171:20021125:102'					

5. Segments Layout

Segment number: 9

SG3	- C	9 - NAD-LOC-SG4-SG5			
NAD	- M	1 - Name and address			
Function: To specify the name/address and their related function, either by C082 only and/or unstructured by C058 or structured by C080 thru 3207.					
	EDIFACT	GS1	*	Description	
3035	Party function code qualifier	M an..3	M		BY = Buyer CN = Consignee DP = Delivery party SE = Seller SN = Store number SR = Supplier's agent/representative SU = Supplier
C082	PARTY IDENTIFICATION DETAILS	C	A		
3039	Party identifier	M an..35	M		For identification of parties it is recommended to use GLN - Format n13.
1131	Code list identification code	C an..17	N		
3055	Code list responsible agency code	C an..3	R	*	9 = GS1
C058	NAME AND ADDRESS	C	O		This composite may only be used to fulfill the requirements of directive 2003/58/EC, article 4.
3124	Name and address description	M an..35	M		
3124	Name and address description	C an..35	O		
3124	Name and address description	C an..35	O		
3124	Name and address description	C an..35	O		
3124	Name and address description	C an..35	O		
C080	PARTY NAME	C	D		
3036	Party name	M an..35	M		Party Name in clear text.
3036	Party name	C an..35	O		
3036	Party name	C an..35	O		
3036	Party name	C an..35	O		
3036	Party name	C an..35	O		
3045	Party name format code	C an..3	O		
C059	STREET	C	D		
3042	Street and number or post office box identifier	M an..35	M		Building Name/Number and Street Name and/or P.O. Box
3042	Street and number or post office box identifier	C an..35	O		
3042	Street and number or post office box identifier	C an..35	O		
3042	Street and number or post office box identifier	C an..35	O		
3164	City name	C an..35	D		City/Town, clear text.
C819	COUNTRY SUB-ENTITY DETAILS	C	D		

5. Segments Layout

Segment number: 9

		EDIFACT	GS1	*	Description
3229	Country sub-entity name code	C an..9	O		
1131	Code list identification code	C an..17	O		
3055	Code list responsible agency code	C an..3	O		
3228	Country sub-entity name	C an..70	O		County/State, clear text.
3251	Postal identification code	C an..17	D		Postal Code
3207	Country name code	C an..3	D		ISO 3166 two alpha code

Segment Notes:

This segment is used to identify the parties involved in the announcement for return process.

Example:

NAD+BY+5412345000020:::9'

NAD+SU+4012345500004:::9'

Dependency Notes:

The following composites and data elements are only used when a coded name and address can not be used.

The affected composites and data elements are as follows:

C080 - C059 - 3164 - C819 - 3251 - 3207

5. Segments Layout

Segment number: 10

SG3		- C	9 - NAD-LOC-SG4-SG5		
LOC		- C	999 - Place/location identification		
Function:					
To identify a place or a location and/or related locations.					
		EDIFACT	GS1	*	Description
3227	Location function code qualifier	M an..3	M		7 = Place of delivery 14 = Location of goods
C517	LOCATION IDENTIFICATION	C	A		
3225	Location name code	C an..25	A		GLN - Format n13
1131	Code list identification code	C an..17	O		
3055	Code list responsible agency code	C an..3	D		9 = GS1 DE 3055 must be used if DE 3225 is used and does not contain an UN/LOCODE.
3224	Location name	C an..256	O		
C519	RELATED LOCATION ONE IDENTIFICATION	C	N		
3223	First related location name code	C an..25			
1131	Code list identification code	C an..17			
3055	Code list responsible agency code	C an..3			
3222	First related location name	C an..70			
C553	RELATED LOCATION TWO IDENTIFICATION	C	N		
3233	Second related location name code	C an..25			
1131	Code list identification code	C an..17			
3055	Code list responsible agency code	C an..3			
3232	Second related location name	C an..70			
5479	Relation code	C an..3	N		
Segment Notes:					
This segment is used to identify any locations related to the party identified in the NAD segment.					
Example:					
LOC+7+5412345678908::9'					

5. Segments Layout

Segment number: 11

SG3	- C	9 - NAD-LOC-SG4-SG5			
SG4	- C	9 - RFF			
RFF	- M	1 - Reference			
Function: To specify a reference.					
		EDIFACT	GS1	*	Description
C506	REFERENCE	M	M		
1153	Reference code qualifier	M an..3	M	*	YC1 = Additional party identification (GS1 Temporary Code) GN = Government reference number VA = VAT registration number XA = Company/place registration number
1154	Reference identifier	C an..70	R		
1156	Document line identifier	C an..6	N		
4000	Reference version identifier	C an..35	N		
1060	Revision identifier	C an..6	N		
Segment Notes: This segment is used to specify reference numbers related to the trading parties identified in the NAD segment. Example: RFF+VA:VR12345'					

5. Segments Layout

Segment number: 12

SG3	- C	9 - NAD-LOC-SG4-SG5
SG5	- C	9 - CTA-COM
CTA	- M	1 - Contact information

Function:				
To identify a person or a department to whom communication should be directed.				
		EDIFACT	GS1	* Description
3139	Contact function code	C an..3	R	
C056	DEPARTMENT OR EMPLOYEE DETAILS	C	O	
3413	Department or employee name code	C an..17	O	
3412	Department or employee name	C an..35	O	

Segment Notes:				
This segment is used to identify the department and/or person within the party specified in the NAD.				
The Global Location Number GLN - Format n13 - is particularly suitable for this purpose.				
Example:				
CTA+IC+:MARK CARTER'				

5. Segments Layout

Segment number: 13

SG3	- C	9 - NAD-LOC-SG4-SG5
SG5	- C	9 - CTA-COM
COM	- C	9 - Communication contact

Function:

To identify a communication number of a department or a person to whom communication should be directed.

		EDIFACT	GS1	*	Description
C076	COMMUNICATION CONTACT	M	M		
3148	Communication address identifier	M an..512	M		
3155	Communication address code qualifier	M an..3	M		EM = Electronic mail TE = Telephone AO = Uniform Resource Location (URL)

Segment Notes:

This segment is used to identify the communications number and the type of communications used for the person or department identified in the CTA segment.

Example:

COM+00448132445322:TE'

5. Segments Layout

Segment number: 14

SG7	- C	9 - TDT		
TDT	- M	1 - Details of transport		
Function:				
To specify the transport details such as mode of transport, means of transport, its conveyance reference number and the identification of the means of transport.				
	EDIFACT	GS1	*	Description
8051	Transport stage code qualifier	M an..3	M	10 = Pre-carriage transport 20 = Main-carriage transport 30 = On-carriage transport
8028	Means of transport journey identifier	C an..17	O	Reference number covering the transport.
C220	MODE OF TRANSPORT	C	A	
8067	Transport mode name code	C an..3	R	10 = 20 = 30 = 40 = 60 =
8066	Transport mode name	C an..17	N	
C228	TRANSPORT MEANS	C	O	Data Elements 8179 and 8178 are only used when the type of transport must be specifically identified, that is, a generic description such as road transport is unsuitable.
8179	Transport means description code	C an..8	D	23 = Rail bulk car 31 = Truck
8178	Transport means description	C an..17	D	
C040	CARRIER	C	O	
3127	Carrier identifier	C an..17	A	Global Location Number GLN - Format n13
1131	Code list identification code	C an..17	O	
3055	Code list responsible agency code	C an..3	D	9 = GS1
3128	Carrier name	C an..35	O	
8101	Transit direction indicator code	C an..3	N	
C401	EXCESS TRANSPORTATION INFORMATION	C	N	
8457	Excess transportation reason code	M an..3		
8459	Excess transportation responsibility code	M an..3		
7130	Customer shipment authorisation identifier	C an..17		
C222	TRANSPORT IDENTIFICATION	C	O	
8213	Transport means identification name identifier	C an..9	O	
1131	Code list identification code	C an..17	O	
3055	Code list responsible agency code	C an..3	D	DE 3055 must be used if DE 8213 is used.

5. Segments Layout

Transport means identification				
--------------------------------	--	--	--	--

5. Segments Layout

Segment number: 14

		EDIFACT	GS1	*	Description
8212	name	C an..35	R		
8453	Transport means nationality code	C an..3	O		
8281	Transport means ownership indicator code	C an..3	N		

Segment Notes:

This segment is used to identify the mode and means of transport used to deliver the goods being announced for return.

Example:

TDT+20++30+31+:::ACE EXPRESS+++:::42BX6:BE'

The goods are to be delivered by a truck with the Belgian number plate 42BX6 from the company ACE Express.

5. Segments Layout

Segment number: 15

SG9		- C	9 - ALC-DTM-MOA-SG10		
ALC		- M	1 - Allowance or charge		
Function:					
To identify allowance or charge details.					
		EDIFACT	GS1	*	Description
5463	Allowance or charge code qualifier	M an..3	M		A = Allowance C = Charge
C552	ALLOWANCE/CHARGE INFORMATION	C	O		
1230	Allowance or charge identifier	C an..35	D		If code '69' is used in DE 5189, the agreement number must be specified in DE 1230.
5189	Allowance or charge identification code	C an..3	O		69 = Charge for a customer specific finish
4471	Settlement means code	C an..3	D		1 = Bill back 2 = Off invoice This data element is only used if the value in DE 5463 is 'C', charge.
1227	Calculation sequence code	C an..3	N		
C214	SPECIAL SERVICES IDENTIFICATION	C	D		This composite is only included if the buyer knows the type of allowance or charge and is agreed between trading partners in their interchange agreement.
7161	Special service description code	C an..3	R		AAB = Returned goods charges ABA = Compulsory storage fee ABL = Packaging surcharge HD = Handling
1131	Code list identification code	C an..17	O		
3055	Code list responsible agency code	C an..3	D		
7160	Special service description	C an..35	O		
7160	Special service description	C an..35	O		
Segment Notes:					
This segment is used to indicate any allowances which will be requested or charges which will be imposed by the message sender to cover the costs of handling and storage of the goods for return.					
Example:					
ALC+C++1++AAB'					
Returned goods charges will be billed back by the buyer to the supplier.					

5. Segments Layout

Segment number: 16

SG9 - C 9 - ALC-DTM-MOA-SG10				
DTM - C 9 - Date/time/period				
Function: To specify date, and/or time, or period.				
	EDIFACT	GS1	*	Description
C507 DATE/TIME/PERIOD	M	M		
2005 Date or time or period function code qualifier	Man..3	M		7 = Effective date/time 326 = Charge period
2380 Date or time or period value	C an..35	R		
2379 Date or time or period format code	C an..3	R		102 = CCYYMMDD 203 = CCYYMMDDHHMM 718 = CCYYMMDD-CCYYMMDD
Segment Notes: This segment is used to specify any dates related to the allowances or charges. Example: DTM+7:20021208:102'				

5. Segments Layout

Segment number: 17

SG9 - C 9 - ALC-DTM-MOA-SG10				
MOA - C 9 - Monetary amount				
Function: To specify a monetary amount.				
	EDIFACT	GS1	*	Description
C516 MONETARY AMOUNT	M	M		
5025 Monetary amount type code qualifier	Man..3	M		8 = Allowance or charge amount
5004 Monetary amount	C n..35	R		
6345 Currency identification code	C an..3	N		
6343 Currency type code qualifier	C an..3	N		
4405 Status description code	C an..3	N		
Segment Notes: This segment is used to specify any monetary amounts related to the allowances or charges identified in the ALC segment. Example: MOA+8:125'				

5. Segments Layout

Segment number: 18

SG9	- C	9 - ALC-DTM-MOA-SG10			
SG10	- C	9 - TAX-MOA			
TAX	- C	1 - Duty/tax/fee details			
Function:					
To specify relevant duty/tax/fee information.					
		EDIFACT	GS1	*	Description
5283	Duty or tax or fee function code qualifier	M an..3	M		5 = Customs duty 7 = Tax
C241	DUTY/TAX/FEE TYPE	C	D		
5153	Duty or tax or fee type name code	C an..3	O		GST = Goods and services tax VAT = Value added tax
1131	Code list identification code	C an..17	O		
3055	Code list responsible agency code	C an..3	D		
5152	Duty or tax or fee type name	C an..35	O		
C533	DUTY/TAX/FEE ACCOUNT DETAIL	C	O		
5289	Duty or tax or fee account code	M an..6	M		
1131	Code list identification code	C an..17	O		
3055	Code list responsible agency code	C an..3	D		
5286	Duty or tax or fee assessment basis value	C an..15	O		
C243	DUTY/TAX/FEE DETAIL	C	A		
5279	Duty or tax or fee rate code	C an..7	O		
1131	Code list identification code	C an..17	O		
3055	Code list responsible agency code	C an..3	D		
5278	Duty or tax or fee rate	C an..17	R		The actual rate of tax/duty.
5273	Duty or tax or fee rate basis code	C an..12	O		
1131	Code list identification code	C an..17	O		
3055	Code list responsible agency code	C an..3	D		
5305	Duty or tax or fee category code	C an..3	D		A = Mixed tax rate E = Exempt from tax S = Standard rate
3446	Party tax identifier	C an..20	O		
1227	Calculation sequence code	C an..3	N		
Segment Notes:					
This segment is used to indicate the type, category, and rate of tax for the order.					
Example:					
TAX+7+VAT++++:::21+S'					
Dependency Notes:					

5. Segments Layout

Segment number: 18

DE C241, and 5305: Tax types and categories will vary from country to country. They should be defined by national guidelines.

5. Segments Layout

Segment number: 19

SG9	- C	9 - ALC-DTM-MOA-SG10
SG10	- C	9 - TAX-MOA
MOA	- C	9 - Monetary amount
Function:		
To specify a monetary amount.		
	EDIFACT	GS1 * Description
C516 MONETARY AMOUNT	M	M
5025 Monetary amount type code qualifier	Man..3	M 124 = Tax amount 125 = Taxable amount
5004 Monetary amount	C n..35	R
6345 Currency identification code	C an..3	N
6343 Currency type code qualifier	C an..3	N
4405 Status description code	C an..3	N
Segment Notes:		
This segment is used to indicate tax amounts for the previous TAX segment.		
Example:		
MOA+124:154.54'		

5. Segments Layout

Segment number: 20

SG11 - M 9999 - LIN-PIA-IMD-MEA-DTM-PRI-LOC-MOA-SG12-SG13-SG14-SG15-SG18-SG22				
LIN - M 1 - Line item				
Function: To identify a line item and configuration.				
	EDIFACT	GS1	*	Description
1082 Line item identifier	C an..6	R		Application generated number of the item lines within the message.
1229 Action request/notification description code	C an..3	N		
C212 ITEM NUMBER IDENTIFICATION	C	D		This composite is only used for the identification of GS1 codes. If another coding structure is required, e. g., HIBC, this composite will not be used and the code will be detailed in the PIA segment.
7140 Item identifier	C an..35	R		Format n..14. GTIN - this is the number of the article being announced for return.
7143 Item type identification code	C an..3	R	*	SRV = GS1 Global Trade Item Number
1131 Code list identification code	C an..17	N		
3055 Code list responsible agency code	C an..3	N		
C829 SUB-LINE INFORMATION	C	D		
5495 Sub-line indicator code	C an..3	R	*	1 = Sub-line information
1082 Line item identifier	C an..6	R		
1222 Configuration level number	C n..2	N		
7083 Configuration operation code	C an..3	N		
<p>Segment Notes:</p> <p>This segment is used to indicate the beginning of the detail section of the announcement for returns message. If Global Trade Item Numbers are available it is mandatory to use GTIN within the LIN segment. The detail section is formed by a repeating group of segments, always starting with a LIN segment. Each LIN segment corresponds to a different product being announced for return.</p> <p>Example: LIN+1++4000862141404:SRV'</p> <p>Dependency Notes: C829 is only used when sub-lines are required. FOR A COMPLETE DESCRIPTION ON THE USAGE OF SUB-LINES PLEASE REFER TO PART I, SECTION 4.10.</p>				

5. Segments Layout

Segment number: 21

SG11		- M	9999 - LIN-PIA-IMD-MEA-DTM-PRI-LOC-MOA-SG12-SG13-SG14-SG15-SG18-SG22		
PIA		- C	9 - Additional product id		
Function:					
To specify additional or substitutional item identification codes.					
		EDIFACT	GS1	*	Description
4347	Product identifier code qualifier	M an..3	M	*	1 = Additional identification 5 = Product identification Product Id function coded has the following restricted coded functions: 1 - Additional Identification - To provide an additional identity for the product identified in the LIN segment. The additional identification can consist of : A supplemental identification which provides more information complementary to the main GTIN provided in the LIN segment, e.g. a batch number, promotional variant number, product group number, etc. An alternative identification which may be used instead of the main GTIN provided in the LIN segment, e.g. a buyers article number, an HIBC code, etc. 5 - Product Identification - To provide the primary product identification code when no GTIN has been provided in the LIN segment.
C212	ITEM NUMBER IDENTIFICATION	M	M		
7140	Item identifier	C an..35	R		
7143	Item type identification code	C an..3	R		HS = Harmonised system IN = Buyer's item number PV = Promotional variant number SA = Supplier's article number SRV = GS1 Global Trade Item Number
1131	Code list identification code	C an..17	O		
3055	Code list responsible agency code	C an..3	D		9 = GS1 91 = Assigned by supplier or supplier's agent 92 = Assigned by buyer or buyer's agent
C212	ITEM NUMBER IDENTIFICATION	C	O		
7140	Item identifier	C an..35	R		
7143	Item type identification code	C an..3	R		
1131	Code list identification code	C an..17	O		
3055	Code list responsible agency code	C an..3	D		
C212	ITEM NUMBER IDENTIFICATION	C	O		
7140	Item identifier	C an..35	R		
7143	Item type identification code	C an..3	R		
1131	Code list identification code	C an..17	O		
3055	Code list responsible agency code	C an..3	D		

5. Segments Layout

Segment number: 21

		EDIFACT	GS1	*	Description
C212	ITEM NUMBER IDENTIFICATION	C	O		
7140	Item identifier	C an..35	R		
7143	Item type identification code	C an..3	R		
1131	Code list identification code	C an..17	O		
3055	Code list responsible agency code	C an..3	D		
C212	ITEM NUMBER IDENTIFICATION	C	O		
7140	Item identifier	C an..35	R		
7143	Item type identification code	C an..3	R		
1131	Code list identification code	C an..17	O		
3055	Code list responsible agency code	C an..3	D		

Segment Notes:

This segment is used to specify additional or substitutional item identification codes such as a buyer's or supplier's item number.

Examples:

PIA+1+ABC5343:IN'

In this example the PIA segment is used to provide an additional identification to the GTIN provided in the LIN segment. The GTIN 4000862141404 provided in the LIN segment refers to the internal buyer's item number ABC5343.

PIA+5+2209953C001L:AC'

This example details the HIBC code 2209953C001L which is provided as the primary product code because no GTIN was provided in the LIN segment.

5. Segments Layout

Segment number: 22

SG11 - M 9999 - LIN-PIA-IMD-MEA-DTM-PRI-LOC-MOA-SG12-SG13-SG14-SG15-SG18-SG22				
IMD - C 9 - Item description				
Function:				
To describe an item in either an industry or free format.				
	EDIFACT	GS1	*	Description
7077 Description format code	C an..3	O		C = Code (from industry code list) F = Free-form S = Structured (from industry code list) B = Code and text
C272 ITEM CHARACTERISTIC	C	O		
7081 Item characteristic code	C an..3	R		
1131 Code list identification code	C an..17	O		
3055 Code list responsible agency code	C an..3	D	*	9 = GS1 Must be used if DE7081 contains an GS1 code.
C273 ITEM DESCRIPTION	C	A		
7009 Item description code	C an..17	O		CU = Consumer unit (GS1 Permanent Code) DU = Despatch unit (GS1 Permanent Code) TU = Traded unit (GS1 Permanent Code) VQ = Variable quantity product (GS1 Permanent Code)
1131 Code list identification code	C an..17	O		
3055 Code list responsible agency code	C an..3	D		9 = GS1 91 = Assigned by supplier or supplier's agent 92 = Assigned by buyer or buyer's agent
7008 Item description	C an..256	O		
7008 Item description	C an..256	O		
3453 Language name code	C an..3	O		
7383 Surface or layer code	C an..3	N		
Segment Notes:				
This segment is used to describe the current line item.				
It is recommended that this segment only be used for coded descriptions. Data element 7008 in clear text should only be used when no product code is available or when free-form descriptions are required by trading partners.				
If you wish to indicate that promotional details are marked on the package, then this should be indicated in DE 7233 in the PAC segment.				
Example:				
IMD+C++TU::9'				
IMD+F+++::CORN CRUNCHIES:CASE'				

5. Segments Layout

Segment number: 23

SG11 - M 9999 - LIN-PIA-IMD-MEA-DTM-PRI-LOC-MOA-SG12-SG13-SG14-SG15-SG18-SG22				
MEA - C 9 - Measurements				
Function:				
To specify physical measurements, including dimension tolerances, weights and counts.				
		EDIFACT	GS1	* Description
6311	Measurement purpose code qualifier	M an..3	M	PD = Physical dimensions (product ordered)
C502	MEASUREMENT DETAILS	C	A	
6313	Measured attribute code	C an..3	A	AAA = Unit net weight AAB = Unit gross weight HT = Height dimension LN = Length dimension WD = Width dimension
6321	Measurement significance code	C an..3	O	3 = Approximately 4 = Equal to
6155	Non-discrete measurement name code	C an..17	N	
6154	Non-discrete measurement name	C an..70	N	
C174	VALUE/RANGE	C	R	
6411	Measurement unit code	M an..3	M	CEL = degree celsius KGM = kilogram MMT = millimetre
6314	Measurement value	C an..18	O	
6162	Range minimum value	C n..18	O	
6152	Range maximum value	C n..18	O	
6432	Significant digits quantity	C n..2	N	
7383	Surface or layer code	C an..3	N	
Segment Notes:				
This segment is used to specify any relevant measurements for the line item being announced for return.				
Example:				
MEA+PD+LN+MMT:200'				
Product with a length of 200 mm.				

5. Segments Layout

Segment number: 24

SG11 - M 9999 - LIN-PIA-IMD-MEA-DTM-PRI-LOC-MOA-SG12-SG13-SG14-SG15-SG18-SG22				
DTM - C 9 - Date/time/period				
Function: To specify date, and/or time, or period.				
		EDIFACT	GS1	* Description
C507	DATE/TIME/PERIOD	M	M	
2005	Date or time or period function code qualifier	Man..3	M	* 18 = Installation date/time/period 35 = Delivery date/time, actual 44 = Availability 137 = Document/message date/time 234 = Collection date/time, earliest 235 = Collection date/time, latest
2380	Date or time or period value	C an..35	R	
2379	Date or time or period format code	C an..3	R	102 = CCYYMMDD 203 = CCYYMMDDHHMM 718 = CCYYMMDD-CCYYMMDD
Segment Notes: This segment is used to specify any dates applicable to the current line item only. Example: DTM+35:20020801:102'				

5. Segments Layout

Segment number: 25

SG11 - M 9999 - LIN-PIA-IMD-MEA-DTM-PRI-LOC-MOA-SG12-SG13-SG14-SG15-SG18-SG22				
PRI - C 9 - Price details				
Function: To specify price information.				
	EDIFACT	GS1	*	Description
C509 PRICE INFORMATION	C	R		
5125 Price code qualifier	Man..3	M		AAE = Information price, excluding allowances or charges, including taxes AAF = Information price, excluding allowances or charges and taxes
5118 Price amount	C n..15	R		
5375 Price type code	C an..3	O		CA = Catalogue CT = Contract
5387 Price specification code	C an..3	O		DPR = Discount price INV = Invoice price PPR = Provisional price PRP = Promotional price
5284 Unit price basis value	C n..9	D		
6411 Measurement unit code	C an..3	D		KGM = kilogram
5213 Sub-line item price change operation code	C an..3	N		
<p>Segment Notes:</p> <p>This segment is used to specify pricing information relevant to the current line item.</p> <p>Example: PRI+AAE:2.56:CA:DPR' Price of 2.56 is a discount price from the catalogue which does not include any allowances or charges but includes taxes.</p> <p>PRI+AAF:4.20:CA:INV' Price of 4.20 is an invoice price which does not include allowances, charges or taxes.</p> <p>Dependency Notes: Data elements 5284 and 6411 are used when a product is a variable quantity product, e.g. price per 200 kilos, or when the unit of measure for purchasing, delivery, and invoicing are different for a product, e.g. sugar is not a variable quantity product but ordered and delivered in packs, and invoiced in kilos or tonnes.</p>				

5. Segments Layout

Segment number: 26

SG11 - M 9999 - LIN-PIA-IMD-MEA-DTM-PRI-LOC-MOA-SG12-SG13-SG14-SG15-SG18-SG22				
LOC - C 9 - Place/location identification				
Function:				
To identify a place or a location and/or related locations.				
	EDIFACT	GS1	*	Description
3227 Location function code qualifier	M an..3	M		7 = Place of delivery 14 = Location of goods
C517 LOCATION IDENTIFICATION	C	A		
3225 Location name code	C an..25	A		GLN - Format n13
1131 Code list identification code	C an..17	O		
3055 Code list responsible agency code	C an..3	D		9 = GS1 DE 3055 must be used if DE 3225 is used and does not contain an UN/LOCODE.
3224 Location name	C an..256	O		
C519 RELATED LOCATION ONE IDENTIFICATION	C	N		
3223 First related location name code	C an..25			
1131 Code list identification code	C an..17			
3055 Code list responsible agency code	C an..3			
3222 First related location name	C an..70			
C553 RELATED LOCATION TWO IDENTIFICATION	C	N		
3233 Second related location name code	C an..25			
1131 Code list identification code	C an..17			
3055 Code list responsible agency code	C an..3			
3232 Second related location name	C an..70			
5479 Relation code	C an..3	N		
Segment Notes:				
This segment is used to identify locations relevant to the current line item.				
Example:				
LOC+7+5412345678908::9'				

5. Segments Layout

Segment number: 27

SG11 - M 9999 - LIN-PIA-IMD-MEA-DTM-PRI-LOC-MOA-SG12-SG13-SG14-SG15-SG18-SG22				
MOA - C 9 - Monetary amount				
Function:				
To specify a monetary amount.				
	EDIFACT	GS1	*	Description
C516 MONETARY AMOUNT	M	M		
5025 Monetary amount type code qualifier	Man..3	M		38 = Invoice item amount 210 = Credit note amount
5004 Monetary amount	C n..35	R		
6345 Currency identification code	C an..3	O		ISO 4217 three alpha
6343 Currency type code qualifier	C an..3	N		
4405 Status description code	C an..3	N		
Segment Notes:				
This segment is used to specify any monetary amount relevant to the current line item.				
Example:				
MOA+210:5800:EUR'				
This example shows that the message sender is expecting to receive a credit note for the value of 5800 Euro against the goods being announced for return.				

5. Segments Layout

Segment number: 28

SG11	- M	9999 - LIN-PIA-IMD-MEA-DTM-PRI-LOC-MOA-SG12-SG13-SG14-SG15-SG18-SG22			
SG12	- C	9 - TAX-MOA			
TAX	- M	1 - Duty/tax/fee details			
Function:					
To specify relevant duty/tax/fee information.					
		EDIFACT	GS1	*	Description
5283	Duty or tax or fee function code qualifier	M an..3	M		5 = Customs duty 7 = Tax
C241	DUTY/TAX/FEE TYPE	C	D		
5153	Duty or tax or fee type name code	C an..3	O		GST = Goods and services tax VAT = Value added tax
1131	Code list identification code	C an..17	O		
3055	Code list responsible agency code	C an..3	D		
5152	Duty or tax or fee type name	C an..35	O		
C533	DUTY/TAX/FEE ACCOUNT DETAIL	C	O		
5289	Duty or tax or fee account code	M an..6	M		
1131	Code list identification code	C an..17	O		
3055	Code list responsible agency code	C an..3	D		
5286	Duty or tax or fee assessment basis value	C an..15	O		
C243	DUTY/TAX/FEE DETAIL	C	A		
5279	Duty or tax or fee rate code	C an..7	O		
1131	Code list identification code	C an..17	O		
3055	Code list responsible agency code	C an..3	D		
5278	Duty or tax or fee rate	C an..17	R		The actual rate of tax/duty.
5273	Duty or tax or fee rate basis code	C an..12	O		
1131	Code list identification code	C an..17	O		
3055	Code list responsible agency code	C an..3	D		
5305	Duty or tax or fee category code	C an..3	D		A = Mixed tax rate E = Exempt from tax S = Standard rate
3446	Party tax identifier	C an..20	O		
1227	Calculation sequence code	C an..3	N		
Segment Notes:					

5. Segments Layout

Segment number: 29

SG11	- M	9999	- LIN-PIA-IMD-MEA-DTM-PRI-LOC-MOA-SG12-SG13-SG14-SG15-SG18-SG22
SG12	- C	9	- TAX-MOA
MOA	- C	9	- Monetary amount

Function:
To specify a monetary amount.

		EDIFACT	GS1	*	Description
C516	MONETARY AMOUNT	M	M		
5025	Monetary amount type code qualifier	M an..3	M		124 = Tax amount 125 = Taxable amount
5004	Monetary amount	C n..35	R		
6345	Currency identification code	C an..3	N		
6343	Currency type code qualifier	C an..3	N		
4405	Status description code	C an..3	N		

Segment Notes:

This segment is used to indicate tax amounts for the previous TAX segment.
Example:
MOA+124:154.54'

5. Segments Layout

Segment number: 30

SG11	- M	9999	- LIN-PIA-IMD-MEA-DTM-PRI-LOC-MOA-SG12-SG13-SG14-SG15-SG18-SG22		
SG13	- C	9	- QTY-CDI		
QTY	- M	1	- Quantity		
Function: To specify a pertinent quantity.					
		EDIFACT	GS1	*	Description
C186	QUANTITY DETAILS	M	M		
6063	Quantity type code qualifier	M an..3	M		46 = Delivered quantity 61 = Return quantity Code value '46' is used to specify the quantity actually delivered to the final destination. Code value '61' is used to specify the number of units of a product sent back to the point of origin of the product.
6060	Quantity	M an..35	M		
6411	Measurement unit code	C an..3	D		KGM = kilogram This DE is only used if the product being returned is of variable quantity.
Segment Notes: This segment is used to specify any relevant quantities for the current line item. Example: QTY+61:40'					

5. Segments Layout

Segment number: 31

SG11	- M	9999 - LIN-PIA-IMD-MEA-DTM-PRI-LOC-MOA-SG12-SG13-SG14-SG15-SG18-SG22			
SG13	- C	9 - QTY-CDI			
CDI	- C	9 - Physical or logical state			
Function:					
To describe a physical or logical state.					
		EDIFACT	GS1	*	Description
7001	Physical or logical state type code qualifier	M an..3	M		3E = Upon return (GS1 Temporary Code)
C564	PHYSICAL OR LOGICAL STATE INFORMATION	M	M		
7007	Physical or logical state description code	C an..3	A		12E = Return goods (GS1 Temporary Code) 13E = Dispose of goods (GS1 Temporary Code) 14E = Destroy goods (GS1 Temporary Code) 15E = Repair goods (GS1 Temporary Code) 16E = Hold for examination (GS1 Temporary Code) 17E = Return refused (GS1 Temporary Code) 17 = Defective
1131	Code list identification code	C an..17	O		
3055	Code list responsible agency code	C an..3	D		9 = GS1 92 = Assigned by buyer or buyer's agent
7006	Physical or logical state description	C an..70	O		
Segment Notes:					
This segment is used to indicate conditions (actions) requested by the message sender for the current line item.					
Example:					
CDI+3E+13E::9'					
Request permission to dispose of the current line item.					

5. Segments Layout

Segment number: 32

SG11	- M	9999	- LIN-PIA-IMD-MEA-DTM-PRI-LOC-MOA-SG12-SG13-SG14-SG15-SG18-SG22		
SG14	- C	9	- DOC-DTM		
DOC	- M	1	- Document/message details		
Function:					
To identify documents and details directly related to it.					
		EDIFACT	GS1	*	Description
C002	DOCUMENT/MESSAGE NAME	M	M		
1001	Document name code	C an..3	R		381 = Credit note - goods and services 71E = Instruction for returns (GS1 Temporary Code)
1131	Code list identification code	C an..17	O		
3055	Code list responsible agency code	C an..3	D		9 = GS1
1000	Document name	C an..35	N		
C503	DOCUMENT/MESSAGE DETAILS	C	N		
1004	Document identifier	C an..35			
1373	Document status code	C an..3			
1366	Document source description	C an..70			
3453	Language name code	C an..3			
1056	Version identifier	C an..9			
1060	Revision identifier	C an..6			
3153	Communication medium type code	C an..3	N		
1220	Document copies required quantity	C n..2	N		
1218	Document originals required quantity	C n..2	N		
Segment Notes:					
This segment is used to identify any documents which the message sender wishes to receive for the current line item.					
Example:					
DOC+71E::9'					

5. Segments Layout

Segment number: 33

SG11	- M	9999 - LIN-PIA-IMD-MEA-DTM-PRI-LOC-MOA-SG12-SG13-SG14-SG15-SG18-SG22			
SG14	- C	9 - DOC-DTM			
DTM	- C	9 - Date/time/period			
Function:					
To specify date, and/or time, or period.					
		EDIFACT	GS1	*	Description
C507	DATE/TIME/PERIOD	M	M		
2005	Date or time or period function code qualifier	M an..3	M	*	137 = Document/message date/time
2380	Date or time or period value	C an..35	R		
2379	Date or time or period format code	C an..3	R		102 = CCYYMMDD 203 = CCYYMMDDHHMM 718 = CCYYMMDD-CCYYMMDD
Segment Notes:					
This segment is used to specify dates related to the document identified in the DOC segment.					
Example:					
DTM+137:20021210:102'					

5. Segments Layout

Segment number: 34

SG11	- M	9999 - LIN-PIA-IMD-MEA-DTM-PRI-LOC-MOA-SG12-SG13-SG14-SG15-SG18-SG22
SG15	- C	9 - RFF-DTM
RFF	- C	9 - Reference

Function:
To specify a reference.

	EDIFACT	GS1	*	Description
C506 REFERENCE	M	M		
1153 Reference code qualifier	M an..3	M		ALO = Receiving advice number CT = Contract number DQ = Delivery note number IV = Invoice number
1154 Reference identifier	C an..70	R		
1156 Document line identifier	C an..6	O		
4000 Reference version identifier	C an..35	N		
1060 Revision identifier	C an..6	N		

Segment Notes:

This segment is used to provide references specific to the line item and overrides any global references provided in the heading section of the message when the same qualifier is used here.

Example:
RFF+ALO:331-AA2'

5. Segments Layout

Segment number: 35

SG11	- M	9999 - LIN-PIA-IMD-MEA-DTM-PRI-LOC-MOA-SG12-SG13-SG14-SG15-SG18-SG22			
SG15	- C	9 - RFF-DTM			
DTM	- C	9 - Date/time/period			
Function:					
To specify date, and/or time, or period.					
		EDIFACT	GS1	*	Description
C507	DATE/TIME/PERIOD	M	M		
2005	Date or time or period function code qualifier	M an..3	M	*	171 = Reference date/time
2380	Date or time or period value	C an..35	R		
2379	Date or time or period format code	C an..3	R		102 = CCYYMMDD
Segment Notes:					
This segment is used to specify dates and times pertinent to the previous RFF segment.					
Example:					
DTM+171:20020802:102'					

5. Segments Layout

Segment number: 36

SG11	- M	9999 - LIN-PIA-IMD-MEA-DTM-PRI-LOC-MOA-SG12-SG13-SG14-SG15-SG18-SG22			
SG18	- C	9 - PAC-SG19			
PAC	- M	1 - Package			
Function:					
To describe the number and type of packages/physical units.					
		EDIFACT	GS1	*	Description
7224	Package quantity	C n..8	O		
C531	PACKAGING DETAILS	C	O		
7075	Packaging level code	C an..3	N		
7233	Packaging related description code	C an..3	O		
7073	Packaging terms and conditions code	C an..3	N		
C202	PACKAGE TYPE	C	R		
7065	Package type description code	C an..17	A		09 = Returnable pallet (GS1 Temporary Code) BX = CR = PK =
1131	Code list identification code	C an..17	O		
3055	Code list responsible agency code	C an..3	D		9 = GS1
7064	Type of packages	C an..35	O		
C402	PACKAGE TYPE IDENTIFICATION	C	N		
7077	Description format code	M an..3			
7064	Type of packages	M an..35			
7143	Item type identification code	C an..3			
7064	Type of packages	C an..35			
7143	Item type identification code	C an..3			
C532	RETURNABLE PACKAGE DETAILS	C	N		
8395	Returnable package freight payment responsibility code	C an..3			
8393	Returnable package load contents code	C an..3			
Segment Notes:					
This segment is used to identify the type of packaging used for the line item being announced for return.					
Example:					
PAC+++CR'					

5. Segments Layout

Segment number: 37

SG11	- M	9999 - LIN-PIA-IMD-MEA-DTM-PRI-LOC-MOA-SG12-SG13-SG14-SG15-SG18-SG22			
SG18	- C	9 - PAC-SG19			
SG19	- C	9 - PCI-DTM-GIN			
PCI	- M	1 - Package identification			
Function:					
To specify markings and labels on individual packages or physical units.					
		EDIFACT	GS1	*	Description
4233	Marking instructions code	C an..3	R		14 = Mark expiry date 16 = Buyer's instructions 17 = Supplier's instructions 33E = Marked with serial shipping container code (GS1 Temporary Code) 34E = Marked with GS1 number (GS1 Temporary Code)
C210	MARKS & LABELS	C	O		
7102	Shipping marks description	M an..35	M		
7102	Shipping marks description	C an..35	O		
7102	Shipping marks description	C an..35	O		
7102	Shipping marks description	C an..35	O		
7102	Shipping marks description	C an..35	O		
7102	Shipping marks description	C an..35	O		
7102	Shipping marks description	C an..35	O		
7102	Shipping marks description	C an..35	O		
7102	Shipping marks description	C an..35	O		
7102	Shipping marks description	C an..35	O		
8275	Container or package contents indicator code	C an..3	N		
C827	TYPE OF MARKING	C	N		
7511	Marking type code	M an..3			
1131	Code list identification code	C an..17			
3055	Code list responsible agency code	C an..3			
Segment Notes:					
This segment is used to provide markings and labels information relevant to the packaging unit identified in the PAC segment. This information may be used at the time of collection to correctly identify the packages for return.					
Example: PCI+33E'					

5. Segments Layout

Segment number: 38

SG11	- M	9999 - LIN-PIA-IMD-MEA-DTM-PRI-LOC-MOA-SG12-SG13-SG14-SG15-SG18-SG22			
SG18	- C	9 - PAC-SG19			
SG19	- C	9 - PCI-DTM-GIN			
DTM	- C	9 - Date/time/period			
Function:					
To specify date, and/or time, or period.					
		EDIFACT	GS1	*	Description
C507	DATE/TIME/PERIOD	M	M		
2005	Date or time or period function code qualifier	M an..3	M		36 = Expiry date
2380	Date or time or period value	C an..35	R		
2379	Date or time or period format code	C an..3	R		102 = CCYYMMDD 203 = CCYYMMDDHHMM
Segment Notes:					
This segment is used to specify dates related to the packaging for the current line item.					
Example:					
DTM+36:20020901:102'					

5. Segments Layout

Segment number: 39

SG11	- M	9999 - LIN-PIA-IMD-MEA-DTM-PRI-LOC-MOA-SG12-SG13-SG14-SG15-SG18-SG22			
SG18	- C	9 - PAC-SG19			
SG19	- C	9 - PCI-DTM-GIN			
GIN	- C	9 - Goods identity number			
Function:					
To give specific identification numbers, either as single numbers or ranges.					
		EDIFACT	GS1	*	Description
7405	Object identification code qualifier	M an..3	M	*	BJ = Serial shipping container code SRV = GS1 Global Trade Item Number (GS1 Temporary Code)
C208	IDENTITY NUMBER RANGE	M	M		
7402	Object identifier	M an..35	M		
7402	Object identifier	C an..35	O		
C208	IDENTITY NUMBER RANGE	C	O		
7402	Object identifier	M an..35	M		
7402	Object identifier	C an..35	O		
C208	IDENTITY NUMBER RANGE	C	O		
7402	Object identifier	M an..35	M		
7402	Object identifier	C an..35	O		
C208	IDENTITY NUMBER RANGE	C	O		
7402	Object identifier	M an..35	M		
7402	Object identifier	C an..35	O		
C208	IDENTITY NUMBER RANGE	C	O		
7402	Object identifier	M an..35	M		
7402	Object identifier	C an..35	O		
Segment Notes:					
This segment is used to provide identification numbers relevant to the packaging unit identified in the PAC segment.					
Example:					
GIN+BJ+354123450000000014'					

5. Segments Layout

Segment number: 40

SG11	- M	9999 - LIN-PIA-IMD-MEA-DTM-PRI-LOC-MOA-SG12-SG13-SG14-SG15-SG18-SG22			
SG22	- C	9 - ALC-DTM-MOA			
ALC	- M	1 - Allowance or charge			
Function:					
To identify allowance or charge details.					
		EDIFACT	GS1	*	Description
5463	Allowance or charge code qualifier	M an..3	M		A = Allowance C = Charge
C552	ALLOWANCE/CHARGE INFORMATION	C	O		
1230	Allowance or charge identifier	C an..35	D		If code '69' is used in DE 5189, the agreement number must be specified in DE 1230.
5189	Allowance or charge identification code	C an..3	O		69 = Charge for a customer specific finish
4471	Settlement means code	C an..3	D		1 = Bill back 2 = Off invoice This data element is only used if the value in DE 5463 is 'C', charge.
1227	Calculation sequence code	C an..3	N		
C214	SPECIAL SERVICES IDENTIFICATION	C	D		This composite is only included if the buyer knows the type of allowance or charge and is agreed between trading partners in their interchange agreement.
7161	Special service description code	C an..3	R		AAB = Returned goods charges ABA = Compulsory storage fee ABL = Packaging surcharge HD = Handling
1131	Code list identification code	C an..17	O		
3055	Code list responsible agency code	C an..3	D		
7160	Special service description	C an..35	O		
7160	Special service description	C an..35	O		
Segment Notes:					
This segment is used to indicate any allowances which will be requested or charges which will be imposed by the message sender to cover the costs of handling and storage of the current line item.					
Example:					
ALC+C++1++AAB'					

5. Segments Layout

Segment number: 41

SG11	- M	9999 - LIN-PIA-IMD-MEA-DTM-PRI-LOC-MOA-SG12-SG13-SG14-SG15-SG18-SG22
SG22	- C	9 - ALC-DTM-MOA
DTM	- C	9 - Date/time/period

Function:

To specify date, and/or time, or period.

		EDIFACT	GS1	*	Description
C507	DATE/TIME/PERIOD	M	M		
2005	Date or time or period function code qualifier	M an..3	M		7 = Effective date/time 326 = Charge period
2380	Date or time or period value	C an..35	R		
2379	Date or time or period format code	C an..3	R		102 = CCYYMMDD 203 = CCYYMMDDHHMM 718 = CCYYMMDD-CCYYMMDD

Segment Notes:

This segment is used to specify any dates related to the allowances or charges.

Example:

DTM+7:20021208:102'

5. Segments Layout

Segment number: 42

SG11	- M	9999	- LIN-PIA-IMD-MEA-DTM-PRI-LOC-MOA-SG12-SG13-SG14-SG15-SG18-SG22
SG22	- C	9	- ALC-DTM-MOA
MOA	- C	9	- Monetary amount

Function:

To specify a monetary amount.

		EDIFACT	GS1	*	Description
C516	MONETARY AMOUNT	M	M		
5025	Monetary amount type code qualifier	M an..3	M		8 = Allowance or charge amount
5004	Monetary amount	C n..35	R		
6345	Currency identification code	C an..3	N		
6343	Currency type code qualifier	C an..3	N		
4405	Status description code	C an..3	N		

Segment Notes:

This segment is used to specify any monetary amounts related to the allowances or charges identified in the ALC segment.

Example:

MOA+8:125'

5. Segments Layout

Segment number: 43

UNS - M 1 - Section control				
<p>Function:</p> <p>To separate header, detail and summary sections of a message.</p> <p>Notes:</p> <p>1. To be used by message designers when required to avoid ambiguities. Mandatory only if specified for the type of message concerned.</p>				
	EDIFACT	GS1	*	Description
0081 Section identification	M a l	M	*	S = Detail/summary section separation
<p>Segment Notes:</p> <p>This segment is used to identify the break between the message detail and message trailer sections.</p> <p>Example:</p> <p>UNS+S'</p>				

5. Segments Layout

Segment number: 44

CNT - C 9 - Control total				
Function: To provide control total.				
	EDIFACT	GS1	*	Description
C270 CONTROL	M	M		
6069 Control total type code qualifier	Man..3	M	*	1 = Total value of the quantity segments at line level in a message 2 = Number of line items in message
6066 Control total value	Mn..18	M		
6411 Measurement unit code	C an..3	O		
Segment Notes: This is used to provide message control information for checking on the message receivers in-house system. Example: CNT+2:120'				

5. Segments Layout

Segment number: 45

MOA - C 9 - Monetary amount				
Function: To specify a monetary amount.				
	EDIFACT	GS1	*	Description
C516 MONETARY AMOUNT	M	M		
5025 Monetary amount type code qualifier	Man..3	M		210 = Credit note amount
5004 Monetary amount	C n..35	R		
6345 Currency identification code	C an..3	O		ISO 4217 three alpha
6343 Currency type code qualifier	C an..3	N		
4405 Status description code	C an..3	N		
Segment Notes: This segment is used to specify total values for the complete announcement for returns message. Example: MOA+210:56120:EUR'				

5. Segments Layout

Segment number: 46

SG24 - C 9 - TAX-MOA					
TAX - M 1 - Duty/tax/fee details					
Function:					
To specify relevant duty/tax/fee information.					
		EDIFACT	GS1	*	Description
5283	Duty or tax or fee function code qualifier	M an..3	M		5 = Customs duty 7 = Tax
C241	DUTY/TAX/FEE TYPE	C	D		
5153	Duty or tax or fee type name code	C an..3	O		GST = Goods and services tax VAT = Value added tax
1131	Code list identification code	C an..17	O		
3055	Code list responsible agency code	C an..3	D		
5152	Duty or tax or fee type name	C an..35	O		
C533	DUTY/TAX/FEE ACCOUNT DETAIL	C	O		
5289	Duty or tax or fee account code	M an..6	M		
1131	Code list identification code	C an..17	O		
3055	Code list responsible agency code	C an..3	D		
5286	Duty or tax or fee assessment basis value	C an..15	O		
C243	DUTY/TAX/FEE DETAIL	C	A		
5279	Duty or tax or fee rate code	C an..7	O		
1131	Code list identification code	C an..17	O		
3055	Code list responsible agency code	C an..3	D		
5278	Duty or tax or fee rate	C an..17	R		The actual rate of tax/duty.
5273	Duty or tax or fee rate basis code	C an..12	O		
1131	Code list identification code	C an..17	O		
3055	Code list responsible agency code	C an..3	D		
5305	Duty or tax or fee category code	C an..3	D		A = Mixed tax rate E = Exempt from tax S = Standard rate
3446	Party tax identifier	C an..20	O		
1227	Calculation sequence code	C an..3	N		
Segment Notes:					

5. Segments Layout

Segment number: 47

SG24 - C 9 - TAX-MOA				
MOA - C 9 - Monetary amount				
Function:				
To specify a monetary amount.				
	EDIFACT	GS1	*	Description
C516 MONETARY AMOUNT	M	M		
5025 Monetary amount type code qualifier	Man..3	M		124 = Tax amount 125 = Taxable amount
5004 Monetary amount	C n..35	R		
6345 Currency identification code	C an..3	N		
6343 Currency type code qualifier	C an..3	N		
4405 Status description code	C an..3	N		
Segment Notes:				
This segment is used to indicate tax amounts for the previous TAX segment.				
Example:				
MOA+124:154.54'				

5. Segments Layout

Segment number: 48

UNT - M 1 - Message trailer				
Function: To end and check the completeness of a message.				
		EDIFACT	GS1	*
		Description		
0074	Number of segments in the message	M n..6	M	The total number of segments in the message is detailed here.
0062	Message reference number	M an..14	M	The message reference numbered detailed here should equal the one specified in the UNH segment.
Segment Notes: This segment is a mandatory EN/EDIFACT segment. It must always be the last segment in the message. Example: UNT+45+ME000001'				

6. Examples

The following is an example of an announcement for returns for one line item between a buyer identified by GLN 5412345000013 and a supplier identified by GLN 4012345500004. The message which was sent on the 30th August 2002 and has the reference 1276, relates to a delivery and identified by the delivery note number ACX-8552 dated the 14th of July 2002.

The buyer requests that the supplier raise a credit note in order to reimburse the purchase cost.

The buyer requests the return of 48 units of the product identified by GTIN 4000862141404 which are at the buyers location identified by GLN 5412345678908.

UNH+ME000001+RETANN:D:01B:UN:EAN003'	Message header
BGM+70E::9+1276+9'	Announcement for returns number 1276
DTM+137:20020830:102'	Message date 30th of August 2002
DOC+381'	Requests that a credit note be raised to cover the goods being returned
RFF+DQ:ACX-8552'	Goods were delivered under delivery note reference number ACX-8552'
DTM+171:20020714:102'	Delivery note date 14th of July 2002
NAD+BY+5412345000013::9'	Buyer is identified using GLN 5412345000013
LOC+14+5412345678908::9'	Location of goods is identified by GLN 5412345678908
NAD+SU+4012345500004::9	Supplier is identified using GLN 4012345500004
LIN+1++4000862141404:SRV'	Product being announced for return is identified by GTIN 4000862141404
QTY+61:48'	Return quantity equals 48 units
CDI+3E+12E::9'	Requests the clearance to return the goods
UNS+S'	Message detail/summary separator
CNT+2:1'	Count of number of LIN segments in the message
UNT+15+ME000001'	Total number of segments in the message equals 15

Note:

The EDI interchange will include the UNB..UNZ segments and, if applicable, the UNG..UNE segments. (see Part I, section 5.7)